



Woerner Industries, LLC
Skilled Woodworking & Machining Since 1915

Church and Funeral Furniture Catalog



Quality Custom Furniture

2023

About Us

Established by William Woerner in 1915, Woerner Industries has been crafting quality American made products for over 100 years. Woerner, who was trained as a tool and die maker, originally concentrated on specialty metalwork, and he applied his machinist skills to manufacture a variety of products and parts. Always looking to diversify, Woerner successfully grew his business and acquired additional companies along the way.

The acquisition of Rochester Novelty Works in the 1920's is how Woerner branched into woodworking, furniture, and a full spectrum of products for church interiors. Woerner saw this as a natural extension of his training, stating: "if we can make the cutters used in finishing wood, we ought to be able to work with the wood itself." Woerner's son Donald, a skilled woodworker and carver, took up the developing church field. His brother Edward was also a wood craftsman, while his son Clayton applied his skills in the metal shop.

Today, Woerner Industries continues its roots in metalworking. Lassco Wizer™, our graphic arts division, manufactures Cornerrounders®, paper drills, and other finishing equipment for the printing and graphic arts industry. Woerner Precision Parts is our contract manufacturing division. Having these diverse woodworking and metal capabilities, housed in over 40,00 square feet of manufacturing space, allows us to complete any project here in our Rochester New York facility.


While William's grandson Donald Jr. sold the business in 1984, we still operate as a family business, with several of our dedicated craftsmen serving for over 30 years. William Woerner once stated, "I'd rather take a loss than let a piece of work go out of the shop before it's just right." We still keep that sentiment at the core of our business, and carry on in the tradition of handcrafting quality products that will last for generations.



US Manufacturer

Contents

| | | | |
|--|----------------|--|----------------|
| Wood Finishes | 02 | Confessional Screens | 20 |
| Fabrics | 02 | Sacristy Furniture | 20 |
| Fonts | 03 | Hymn Boards | 20 |
| Pulpits | 04 - 05 | Unfinished Furniture | 21 - 22 |
| Missal Stands | 05 | Pews | 23 - 25 |
| Lecterns | 05 - 06 | Pew Accessories | 25 |
| Acrylic Furniture | 07 - 08 | Portable Pews & Benches | 26 |
| Altars & Communion Tables | 09 - 10 | Narthex Furnishings | 26 |
| Flexible Seating | 11 - 12 | Funeral Furniture | 27 |
| Celebrant & Sanctuary Seating | 13 - 14 | Ossuaries & Memorial Stands | 28 |
| Pedestals, Stands, & Tables | 15 - 16 | Urns | 28 |
| Prie Dieu Kneelers | 17 - 18 | Wall Mounted Pedestals | 28 |
| Ambries | 19 | Sick Call Sets | 29 |
| Tabernacles | 19 | Crosses & Crucifixes | 29 - 30 |
| Offering Boxes | 19 | | |



Wood Finishes



Please Note: Actual finished pieces will exhibit some variation in grain and tone due to the natural characteristics of wood and no guarantee can be made of an exact match.

Actual wood samples are available upon request.
Custom finishes are available for an additional charge.

Fabrics



Please Note: Actual fabric could exhibit some variation in tone due to printing procedures and no guarantee can be made of an exact match.

Actual fabric samples are available upon request.
Additional fabrics are available upon request.

Fonts



550 Baptismal Font w/21" stainless steel basin and an almond color laminate top.
32"w x 32"d, 36"h at basin



33 Holy Water Font w/removable acrylic basin. 7"w x 7"d, 32"h



565 Baptismal Font w/12" stainless steel basin and an almond color laminate top.
20"w x 18"d, 36"h at basin



639 Baptismal Font w/21" stainless steel basin.
36"w x 36"d, 37"h at basin



1409 Baptismal Font w/12" stainless steel basin. 18"w x 18"d, 36-1/4"h at basin



1100 Baptismal Font w/12" stainless steel basin. 21"w x 21"d, 37"h at basin



560 Baptismal Font w/12" stainless steel basin. 21"w x 21"d, 36"h at basin



1209 Baptismal Font w/stainless steel basin and gothic trim on three sides. 21"w x 21"d, 40"h at basin



628 Baptismal Font w/16-1/2" tapered glass bowl
30"w x 30"d, 36"h



317 Baptismal Font w/16-1/2" tapered glass bowl
17-1/2"w x 17-1/2"d, 37"h



3709 Baptismal Font w/stainless steel basin. 24"w x 18"d, 42"h at basin



658 Baptismal Font Octagonal w/16" stainless steel basin. 26"w x 26"d, 36"h

Pulpits



368 Pulpit 39" w x 21" d, 46" h; includes one shelf with adjustable 20" w x 17" d book rest. Top adjustable from 44" to 49"



367 Pulpit w/one shelf. 37" w x 17" d, 46" h. Book rest: 20" w x 17" d



650 Pulpit w/extended shelf for lamp and microphone; w/two inside shelves. 36" w x 24" d, 46" h. Top: 24" x 24"



631 Pulpit w/two shelves. 33" w x 24" d, 47" h. Top: 28" w x 24" d
632 Platform Base 38" w x 54" d, 6" h



630 Pulpit w/two inside shelves. 36" w x 24" d, 46" h
Top: 22" w x 20" d



355 Pedestal Pulpit w/drawer 33" w x 26" d, 45" h



6017 Pulpit w/extended shelf for lamp and microphone; w/two inside shelves. 36" w x 28" d, 45"



3720 Pulpit w/extended shelf for lamp and microphone; w/two inside shelves; w/cross design



3721 Pulpit w/extended shelf for lamp and microphone; w/two inside shelves; w/o cross design 32" w x 22" d, 45" h

1250 Pulpit w/two inside shelves. 36" w x 21" d, 45" h
(Brass Cross available for additional charge)



1450 Pulpit 42" w x 30" d, 46" h
(Brass cross available at additional charge)



750 Pulpit (shown) w/platform base, folding step, and two shelves. 40" w x 44" d, 51" h



620 Pulpit w/rectangular trim (shown) columns, extended shelf for lamp and microphone; w/two inside shelves for storage



621 Pulpit w/gothic trim (detail shown) columns, extended shelf for lamp and microphone; w/two inside shelves for storage 40" w x 24" d, 46" h. Book rest: 24" w x 21" d.



360 Pulpit w/two inside shelves. 36" w x 24" d, 46" h
Top: 24" w x 20" d



Pulpits



3750 Pulpit w/extended shelf for lamp and microphone; w/two inside shelves; w/symbol



2050 Pulpit w/extended shelf for lamp and microphone; w/two inside shelves.
36" w x 23" d, 46" h

(Brass Cross available for additional charge)



165 Pulpit w/one shelf. 35" w x 18" d, 45" h.
Top: 22" w x 18" d

(Brass Lamp available for additional charge)



590 Pulpit w/two inside shelves. Book rest: 24" w x 24" d
34" w x 24" d, 46" h

Missal Stands



1981 Bible/Missal Stand
unfinished

1980 Bible/Missal Stand
finished
15" w x 12" d, 5-3/4" h



1906 Missal Stand
Top 16" w x 13" d, adjustable height



1915 Missal Stand
18" w x 15" d, 8" h



US Manufacturer



1054 Table Top Lectern
unfinished

1055 Table Top Lectern
finished
20" w x 16" d, 7-1/2" h



1907 Missal Stand
Top 16" w x 13" d

Lecterns



311 Portable Lectern
w/wood top.
20" w x 19" d, 46" h



310 Portable Lectern
w/vinyl top.
16" w x 13" d, 46" h



324 Music Stand
Top: 16" w x 14" d,
47" h



2955 Lectern
16" w x 16" d, 43" h



320 Lectern w/one shelf.
16" w x 16" d, 43" h
320B Lectern w/one shelf
20" w x 16" d, 45" h



2950 Lectern
16" w x 16" d, 43" h

Lecterns



327 Adjustable Lectern with one inside shelf.
Top: 18\"w x 15\"d
Adjusts from 42\" to 48\"h



6500 Lectern with two inside shelves. 36\"w x 21\"D, 46\"h
(Brass lamp available at additional charge)



520 Lectern w/two inside shelves.
24\"w x 21\"d, 46\"h



6550 Lectern w/extended shelf for lamp and microphone; w/two inside shelves and a wood cross.
24\"w x 20\"d, 45\"h
(Brass lamp available at additional charge)



530 Lectern w/two shelves.
28\"w x 21\"d, 46\"h



5025 Lectern w/extended shelf for lamp and microphone; w/two inside shelves. 24\"w x 19\"d, 45\"h



328A Lectern w/one inside shelf.
22\"w x 16\"d, 45\"h



1420 Lectern w/two inside shelves.
24\"w x 24\"d, 45\"h
(Brass cross available at additional charge)



3000 Lectern 16\"w x 15\"d, 43\"h



323 Adjustable Lectern w/one shelf. 21\"w x 15\"d, adjusts from 42\" to 48\"h



5020 Lectern w/two inside shelves.
20\"w x 15\"d, 44\"h
2985 Lectern w/o wheat & grape




740 Lectern w/one inside shelf.
27\"w x 20\"d, 46\"h



2020 Lectern w/two inside shelves.
25\"w x 20\"d, 46\"h
(Brass cross available at additional charge)



6020 Lectern w/one shelf.
20\"w x 19\"d, 45\"h
(Brass Lamp available for additional charge)



336 Lectern w/one shelf.
20\"w x 16\"d, 46\"h

Brass Lamps - available for almost all of our Pulpits & Lecterns (Includes one bulb)



1180 16\"w x 6\"h



1179 14\"w x 7\"h



1178 12\"w x 7\"h



US Manufacturer



Brass Cross (solid cast brass, satin finish)

1551 Brass Cross can be added to any of our Pulpits or Lecterns. 4\"w x 8\"h

1552 Brass Cross can be added to any of our Pulpits or Lecterns. 6\"w x 16\"h

Acrylic Furniture



3306 Offertory Table w/
acrylic top, w/o cross
3307 Offertory Table w/
acrylic top and cross

24"w x 16"d, 30"h
Top: 1/2" acrylic
Base: 3/8" acrylic

3306W Offertory Table w/
wood top, w/o cross

3307W Offertory Table w/
wood top w/cross

24"w x 16"d, 30"h
Top: 3/4" wood
Base: 3/8" acrylic



3351 Pulpit w/cross

3350 Pulpit w/o cross

3351S Pulpit w/cross & shelf

3350S Pulpit w/o cross & w/shelf

36"w x 24"d, 48"h, 1/2" acrylic, acrylic top

Personalized logo available for additional cost



3351W Pulpit w/cross

3350W Pulpit w/o cross

3351WS Pulpit w/cross & shelf

3350WS Pulpit w/o cross & w/shelf

36"w x 24"d, 48"h, 1/2" acrylic, 3/4" wood top

Personalized logo available for additional cost



3300W Lectern 20"w x 18"d, 43"h

Top: 3/4" wood

Base: 3/8" acrylic

Pedestal: 3/8" acrylic



3300 Lectern 20"w x 18"d, 43"h

Top, base, and pedestal: 3/8" acrylic



3304W Lectern

24"w x 20"d, 48"h

Top: 3/4" wood

Base: 1/2" acrylic

Pedestal: 3/8" acrylic



3304 Lectern

24"w x 20"d, 48"h

Top & base: 1/2" acrylic

Pedestal: 3/8" acrylic



3301 Bible Stand 15"w x 13"d, 6"h, 1/4" acrylic



3310 Table Top Pulpit w/acrylic top and cross

3311 Table Top Pulpit w/acrylic top, w/o cross

20"w x 18"d, 20"h

Top: 3/8" acrylic

Base: 3/8" acrylic

3310W Table Top Pulpit w/wood top and cross

3311W Table Top Pulpit w/wood top, w/o cross

20"w x 18"d, 20"h


Top: 3/4" wood

Base: 3/8" acrylic

Acrylic Furniture




3381 Pulpit w/wood base and top
36"w x 24"d, 46"h, 1/2" acrylic pedestal.
Top: 24"w x 20"d.



3330 Collection Box
w/lock. 9-1/2"w x 9"d, 36"h,
1/2" acrylic



3380 Pulpit w/wood base and top
36"w x 24"d, 46"h, 1/2" acrylic side and front.
Top: 24"w x 20"d
(Custom logo available at additional cost)



3325 Lectern w/
acrylic top
3325S Lectern w/
acrylic top & shelf
3325W Lectern w/
wood top
3325WS Lectern w/
wood top & shelf
24"w x 15"d, 48"h,
1/2" acrylic (Cross or
custom logo available at
additional cost)
3325C Add for cross



3360 Communion Table w/acrylic top, w/out lettering
3362 Communion Table w/acrylic top and lettering
3360W Communion Table w/wood top, w/out lettering
3362W Communion Table w/wood top and lettering
60"w x 24"d, 31"h, 3/8" acrylic

3305 Lectern w/o shelf
3305S Lectern w/shelf
20"w x 18"d, 45"h
1/2" acrylic

3305W Lectern w/wood top, w/o shelf
3305WS Lectern w/wood top & shelf
20"w x 18"d, 45"h
Top: 3/4" wood
Base & Pedestal: 1/2" acrylic
(Cross or custom logo available at additional cost)

3305C Add for cross



US Manufacturer



3319 Lectern w/acrylic
top, 20"w x 18"d, 43"h
Top & Base: 3/8" acrylic
Pedestal: 1/2" acrylic

3320 Lectern w/acrylic
top, 24"w x 20"d, 48"h
Top, Base, & Pedestal:
1/2" acrylic

3319W Lectern w/wood
top, 20"w x 18"d, 43"h
Top: 3/4" wood
Base: 3/8" acrylic
Pedestal: 1/2" acrylic

3320W Lectern w/wood
top, 24"w x 20"d, 48"h
Top: 3/4" wood
Base & Pedestal: 1/2"
acrylic



3303 Baptismal Font
Bowl: 12" diameter
Base: 18" diameter
Overall Height: 40"
3/8" acrylic



3313 Flower Stand
Top: 13" diameter
Base: 18" diameter
Overall Height: 42"
3/8" acrylic

3314 Flower Stand
Top: 13" diameter
Base: 18" diameter
Overall Height: 36"
3/8" acrylic

3315 Flower Stand
Top: 13" diameter
Base: 18" diameter
Overall Height: 30"
3/8" acrylic

Altars & Communion Tables



655 Altar 60"w x 40"d, 39"h
656 Altar 72"w x 40"d, 39"h



5066 Altar 60"w x 30"d, 40"h
5067 Altar 72"w x 30"d, 40"h
5070 Altar of Repose 40"w x 30"d, 42"h
(not shown)



1460 Altar 60"w x 32"d, 40"h
1472 Altar 72"w x 32"d, 40"h
1484 Altar 84"w x 32"d, 40"h
(Brass symbols available for additional charge)



3707 Communion Table w/lettering.
 60"w x 30"d, 35"h
3708 Communion Table w/o lettering.
 60"w x 30"d, 35"h



3760 Altar w/symbol. 60"w x 36"d, 40"h
3761 Altar w/o symbol. 60"w x 36"d, 40"h
3772 Altar w/symbol. 72"w x 36"d, 40"h
3773 Altar w/o symbol. 72"w x 36"d, 40"h



535 Altar 60"w x 36"d, 39"h
536 Altar 72"w x 36"d, 39"h
537 Altar 84"w x 36"d, 39"h
538 Altar 48"w x 48"d, 39"h



625 Altar w/rectangular trim *(shown)* legs and layered top
626 Altar w/gothic trim *(detail shown)* legs and layered top: 60"w x 36"d, 40"h



2161 Communion Table with closed back.
 60"w x 24"d, 32"h
2161SD Communion Table same as the 2161 except w/ open back, two shelves, and a sliding door w/lock



475 Communion Table with lettering.
 60"w x 24"d, 32"h



635 Altar 60"w x 32"d, 40"h
636 Altar 72"w x 38"d, 40"h
637 Altar 60"w x 60"d, 40"h



5060 Altar 60"w x 30"d, 40"h
5061 Altar 72"w x 30"d, 40"h



4460 Communion Table 48"w x 24"d, 31"h
4460L Communion Table w/lettering "THIS DO IN REMEMBRANCE OF ME"
(not shown)



Brass Symbols

available on many of our Altars and Communion Tables

1550 Brass Symbols solid brass wheat, grape, and fish. Add these symbols to any of our Altars or Communion Tables



US Manufacturer

Altars & Communion Tables



417 Altar 60"w x 28"d, 39"h
417A Altar 72"w x 28"d, 39"h



414 Altar 60"w x 28"d, 39"h
414A Altar 72"w x 28"d, 39"h



745 Altar 60"w x 32"d, 39"h
746 Altar 72"w x 36"d, 39"h



466 Communion Table
 48"w x 24"d, 30"h



735 Altar 60"w x 32"d, 40"h
736 Altar 72"w x 36"d, 40"h



7000 Portable Altar Disassembles for easy storage.
 60"w x 30"d, 40"h
7000A Portable Altar 72"w x 30"d, 40"h



645 Altar 60"w x 32"d, 39"h
646 Altar 72"w x 36"d, 39"h



419 Altar with elegant recessed panels and enclosed back. 60"w x 30"d, 39"h
419A Altar 72"w x 36"d, 39"h



755 Altar 60"w x 30"d, 40"h
756 Altar 72"w x 30"d, 40"h
755S Side Altar (shown) 60"w x 12"d, 40"h



412 Portable Altar Disassembles for easy storage. 60"w x 26"d, 39"h



524 Altar of Repose
 36"w x 30"d, 45"h



525 Altar w/boat shaped layered top. 60"w x 42"d, 40"h
525A Altar w/boat shaped layered top. 72"w x 42"d, 40"h



526 Altar of Repose w/a curved front. 36"w x 30"d, 42"h



US Manufacturer

Flexible Seating



60D Chair Solid oak frame. The most popular alternative to formal pews. 20"w x 23"d, 33"h
(Folding Kneeler available for additional charge)

255A Hymn Book Rack

1134 Folding Kneeler

1192 Ganging Bracket



60DW Wood Chair Companion to the 60D chair w/contoured wood seat and a straight back. 20"w x 24"d, 33"h
255A Hymn Book Rack
1134 Folding Kneeler



160 Arm Chair Companion to the 60D chair. 27-1/2"w x 23"d, 34"h

255A Hymn Book Rack
1134 Folding Kneeler



101 Stacking Chair w/upholstered back; front and rear underseat book rack. 20"w x 19"d, 33"h
100 Stacking Chair w/wood back; front and rear underseat book rack

1194R Removable Folding Kneeler



540 Arm Chair Solid oak frame w/the convenience of arms and the comfort of a 3" seat cushion. 22"w x 23"d, 34"h
1194 Folding Kneeler
255A Book Rack Rear mounted and self cleaning



372 Arm Chair
27"w x 22"d, 34"h



109 Chair
20"w x 22"d, 33"h
Available w/front, rear, or no underseat book rack.
109B Stacking Chair



303 Interlocking Full Back Chair
w/front and rear underseat book racks. 21"w x 19"d, 33"h (Sliding Kneeler available at additional charge)

1198 Sliding Floor Kneeler



99 Arm Chair w/front and rear underseat book rack. 20"w x 19"d, 33"h

1194R Removable Folding Kneeler



2017 Chair
20"w x 19"d, 34-1/2"h



212 Folding Chair w/upholstered seat, wood back. 21"w x 22"d, 33"h
Please call for Quote
259 Underseat Book Rack



US Manufacturer

Flexible Seating

223 Chair w/Comfort Plus seat cushion and rear underseat book rack. 20"w x 22"d, 33"h

223A Chair w/arms and rear underseat book rack. 25"w x 22"d, 33"h



200 Stacking Chair w/curved back, 2" seat foam and front or rear underseat book rack. Stacks 4 high, 20"w x 19"d, 33"h

1194R Removable Folding Kneeler



220 Chair w/Comfort Plus seat cushion and rear underseat book rack. Rear leg angles for proper kneeler use. 20"w x 23"d, 33"h

220A Chair w/arms and a rear underseat book rack. 25"w x 23"d, 33"h

1194 Folding Kneeler

1192 Ganging Bracket



Note: 200, 220, and 223 chairs are available w/a front facing book rack at no additional charge

204 Arm Chair w/a curved back and rear underseat book rack. Companion to the 200 chair. 25"w x 22"d, 36"h



102 Arm Chair 21"w x 19"d, 33"h



103 Chair 21"w x 19"d, 33"h



93C Stacking Chair w/straight back and 2" seat foam. Stacks 4 high. 20"w x 19"d, 33"h

1194R Removable Folding Kneeler

1197 Interlocking Bookrack



107 Interlocking Chair w/curved padded back and seat. Legs can be interlocked for row seating. 21"w x 19"d, 33"h
(Rear mounted book rack available at additional charge)

4207 Rear Mounted Book Rack

4208 Side Mounted Book Rack

1198 Sliding Floor Kneeler

105 Interlocking Chair w/built in back bookrack, curved seat, and curved back. 21-1/2"w x 20"d, 33-1/2"h

1198 Sliding Floor Kneeler



110 Stacking Chair 20"w x 23"d, 33"h



2870 Prie Dieu Chair w/wood back and seat w/cross on back panel. 18-1/2"w x 19"d, 34"h
2870A Prie Dieu Chair w/wood back and padded seat w/cross on back panel. 18-1/2"w x 19"d, 34"h

(Book Rack and Folding Kneeler available at additional charge)

1194R Removable Folding Kneeler

4225A Book Rack



Celebrant & Sanctuary Seating



170 Arm Chair
24"w x 22"d, 36"h



170S Side Chair
20"w x 18"d, 35"h



65C Center Chair
27"w x 23"d, 39"h
(shown w/Reversible cushion)



65S Side Chair
21"w x 20"d, 35"h
(shown w/Reversible cushion)



65ST Stool
21"w x 19"d, 20"h
(shown w/Reversible cushion)



65H High Back Chair
27"w x 23"d, 48"h
(shown w/Reversible cushion)
65HP High Back Chair
w/padded back
(not shown)



584 Celebrant Chair
27"w x 23"d, 37"h
(shown w/Reversible cushion)



583 Side Chair
21"w x 20"d, 35"h
(shown w/Reversible cushion)




88 Stool w/fixed cushion
18"w x 17"d, 20"h



972A Celebrant Chair 27"w x 23"d, 52"h
(shown w/Reversible cushion)



972S Celebrant Chair 21"w x 21"d, 42"h
(shown w/Reversible cushion)
972AP Celebrant Chair w/padded back
(not shown)
972SP Celebrant Chair w/padded back
(not shown)



US Manufacturer



604 Pulpit Chair
28"w x 23"d, 49"h
(shown w/Comfort Plus cushion)



605 Side Chair
21"w x 21"d, 39"h
(shown w/Reversible cushion)

Cushion Sizes

(for 65, 580, 972, 600 and 570 series)

Center Chair: 25"w (23" at back) x 17-1/2"d. Side Chair: 20"w (18" at back) x 16"d

(Padded back chairs will have approximately 1" less depth)

Note: Each chair shown on this page is available with a 2-1/2" Reversible cushion or a fixed 2-1/2" Comfort Plus cushion.



573 Side Chair
21"w x 20"d, 38"h
(shown w/Comfort Plus cushion)



572 Arm Chair
28"w x 23"d, 41"h
(shown w/Comfort Plus cushion)



9000S Sanctuary Side Chair
21"w x 20"d, 34"h



9000C Sanctuary Chair
27"w x 20"d, 36"h

Cushion Sizes

(For 9000 and 5030 series chairs)

Center Chair: 27"w (23" at back) x 17-1/2"d

Side Chair: 21"w (17" at back) x 17"d

(Padded back chairs will have approximately 1" less depth)



5030C Sanctuary Center Chair
w/upholstered back.
27"w x 20"d, 36"h



5030S Sanctuary Side Chair
w/upholstered back. 21"w x 20"d, 34"h

Celebrant & Sanctuary Seating



US Manufacturer



743 Celebrant Chair w/upholstered seat & back. 31" w x 26" d, 45" h



688S Side Chair w/upholstered seat & back



684 Celebrant Chair upholstered seat and back. 28-1/2" w x 23" d, 47" h



733 Celebrant Chair w/upholstered seat and back. Inside bookrack on each side of seat cushion. 30" w x 26" d, 48" h

744 Side Chair w/upholstered seat & back. 29" w x 25" d, 41" h

689 Side Mount Book Rack

Inside: 5-1/2" w x 3-1/2" d, 7 to 9" h

684S Side Chair w/upholstered seat and back. 26" w x 23" d, 37" h
(not shown)

734 Side Chair w/upholstered seat and back. 26" w x 26" d, 44" h



688 Celebrant Chair w/upholstered seat & back. 30" w x 26" d, 56" h



68F Faldstool w/upholstered seat & Gold Leaf detail.

68F Folding Faldstool w/upholstered seat & Gold Leaf detail. 33" w x 20" d, 27" h



2030 Celebrant Chair w/wood back. 30" w x 23" d, 38" h



601 Side Chair w/wood back. 24" w x 23" d, 44" h



600 Celebrant Chair w/wood back and armrests. 29" w x 24" d, 54" h



653 Celebrant Chair w/upholstered seat and back. Inside bookrack on each side of seat cushion. 34" w x 30" d, 52" h



150P Celebrant Chair w/padded back

151 Side Chair w/o arms, w/wood back. 24" w x 23" d, 48" h

151P Side Chair w/o arms, w/padded back



1130 Server Stool Solid oak. 15" w x 12" d, 16" h



8000S Stool w/fixed cushion. 21" w x 16" d, 18" h



146 Celebrant Chair w/reversible upholstered cushion and wood back, w/recessed gold leaf rosettes. 29" w x 24" d, 52" h

146P Celebrant Chair w/padded back



147 Side Chair w/reversible upholstered cushion and wood back, w/recessed gold leaf rosettes. 24" w x 23" d, 48" h

147P Side Chair w/padded back

Pedestals, Stands, & Tables



885 Book of Gospels Stand
26"w x 14"d, 44"h
(Please specify book size)



533 Credence Table
36"w x 18"d, 32"h



350N Nesting Table Set (3)
1. 43"w x 19"d, 40"h
2. 38"w x 18"d, 36"h
3. 33"w x 17"d, 33"h



748 Credence Table
36"w x 18"d, 32"h



S210 Shaker Coffee Table
33"w x 24-1/2"d, 18"h
(Some assembly required)



S110 Shaker Desk
w/two drawers. 40"w x 23"d, 30"h
(Some assembly required)



S310 Shaker End Table
w/one drawer. 25"w x 25"d, 24"h
(Some assembly required)



65TA Side Table
20"w x 18"d, 20"h



345 Table 30"w x 20"d, 30"h



340 Credence Table w/solid oak top and frame.
24"w x 16"d, 30"h



469 Communion Table
48"w x 24"d, 30"h



341 Credence Table w/a shelf and an almond color laminate top.
20"w x 13"d, 30"h (shown)
341B Credence Table w/oak top

345S Table w/shelf
(not shown)

340A Credence Table 30"w x 20"d, 30"h
(Brass Casters available at additional charge)



4400 Offertory Table
24"w x 16"d, 30"h
4450 Offertory Table
40w" x 16"d, 30"h
(not shown)



348 Pedestal
16"w x 16"d, 36"h



392 Offertory Table
28"w x 18"d, 32"h



346 Credence Table w/solid oak top and frame. 40"w x 18"d, 30"h
346A Credence Table 48"w x 24"d, 30"h



132 Flower Stand
14"w x 14"d, 30"h

1184 Brass Casters can be added to any of the above tables

Pedestals, Stands, & Tables



3730 Flower Stand
16"w x 16"d, 30"h
3740 Offertory Table
24"w x 20"d, 30"h



1440 Offertory Table 24"w x 18"d,
30"h
(Brass Cross available at additional charge)



1240 Offertory Table 25"w x
19"d, 30"h
(Brass Cross available at additional charge)



418 Offertory Table w/an open back
and one shelf. 30"w x 18"d, 32"h



523 Credence Table
24"w x 20"d, 30"h



634 Tabernacle Stand
36"w x 24"d, 42"h



413A Tabernacle Stand
24"w x 24"d, 42"h
413B Tabernacle Stand
30"w x 24"d, 42"h



516 Tabernacle Stand
30"w x 24"d, 42"h
(Brass Cross available at additional charge)



594 Tabernacle Stand
34"w x 24"d, 42"h



534 Tabernacle Stand
30"w x 24"d, 42"h



5050 Offertory Table
18"w x 16"d, 36"h
5050SD Offertory Table
w/shelf and door



339 Offertory Table
16"w x 16"d, 34"h



330 Pedestal
15"w x 15"d, 36"h



507 Credence Table w/cross.
36"w x 28"d, 40"h



342 Pedestal
12"w x 12"d, 36"h



131 Flower Stand
12"w x 12"d, 36"h



Brass Cross (solid cast brass, satin finish)

1551 Brass Cross can be added to any of our
Pulpits or Lecterns. 4"w x 8"h

1552 Brass Cross can be added to any of our
Pulpits or Lecterns. 6"w x 16"h



US Manufacturer

9030 Flower Stand
16"w x 16"d, 24"h

9031 Flower Stand
16"w x 16"d, 30"h

9032 Flower Stand
16"w x 16"d, 36"h



8030 Flower Stand
15"w x 15"d, 24"h

8031 Flower Stand
15"w x 15"d, 30"h

8032 Flower Stand
15"w x 15"d, 36"h

Prie Dieu Kneelers



1410 Prie Dieu w/shelf.
23"w x 23"d, 34"h

1411 Prie Dieu w/shelf.
36"w x 23"d, 34"h

(Brass cross available at additional charge)



5040 Prie Dieu w/shelf.
22"w x 19"d, 32"h

5045 Prie Dieu w/shelf.
36"w x 19"d, 32"h



2010 Prie Dieu w/shelf.
28"w x 22"d, 36"h

2011 Prie Dieu w/shelf.
40"w x 22"d, 36"h

(Brass cross available at additional charge)



1210 Prie Dieu w/shelf.
23"w x 23"d, 34"h

1211 Prie Dieu w/shelf.
36"w x 23"d, 34"h

(Brass cross available at additional charge)



2172 Wedding Prie Dieu w/ shelf. 72"w x 21"d, 32"h

2172A Wedding Prie Dieu w/ padded armrest and shelf



US Manufacturer



1132 Personal Kneeler

Ideal for home use. Pad is 17"w x 7-1/2"d with 1-1/2" foam. Frame is 16"w x 10-1/2"d for stability



53 Prie Dieu w/shelf.
22"w x 21"d, 32"h

53A Prie Dieu w/shelf;
w/padded armrest



265 Prie Dieu w/shelf.
24"w x 21"d, 32"h (shown)

265W Wedding Prie Dieu w/shelf.
42"w x 21"d, 32"h



2600 Prie Dieu w/wood armrest and aluminum mesh screen

2600A Prie Dieu w/ padded armrest
30"w x 21"d: w/opened confessional panel 59"h w/closed confessional panel 32"h

2601 Metal Screen
Includes two pieces of perforated cloverleaf pattern metal w/a black fabric center layer



44 Confessional Prie Dieu

w/padded kneeler and aluminum mesh screen. 22"w x 21"d: w/opened confessional panel 52"h w/closed confessional panel 32"h



2450 w/stationary kneeler and aluminum mesh screen

2455 w/folding kneeler w/padded kneeler, 22"w x 21"d w/open confessional panel: 52"h w/closed confessional panel: 32"h

(2455 shown w/2601 metal screen available for additional charge)

2601 Metal Screen

Includes two pieces of perforated cloverleaf pattern metal w/a black fabric center layer

Prie Dieu Kneelers



8011 Prie Dieu w/shelf
8012 Prie Dieu w/shelf; w/padded
 armrest. 22"w x 18"d, 34"h
(Brass cross available at additional charge)



57 Prie Dieu w/shelf.
 22"w x 21"d, 32"h *(shown)*
57A Prie Dieu w/shelf;
 w/padded armrest
57W Wedding Prie Dieu w/shelf.
 42"w x 21"d, 32"h
57WA Wedding Prie Dieu w/shelf;
 w/padded armrest



58 Prie Dieu w/shelf.
 22"w x 21"d, 32"h *(shown)*
58A Prie Dieu w/shelf;
 w/padded armrest
58W Wedding Prie Dieu w/shelf.
 42"w x 21"d, 32"h
58WA Wedding Prie Dieu w/shelf;
 w/padded armrest



2303 Prie Dieu unfinished with
 wood kneeler
2304 Prie Dieu unfinished with
 upholstered kneeler
2300 Prie Dieu finished with
 upholstered kneeler
2301 Prie Dieu finished with
 wood kneeler
 19"w x 19"d, 30"h



267 Prie Dieu 24"w x 23"d, 32"h
267W Prie Dieu 48"w x 23"d, 32"h



262A Wedding Prie Dieu Built of solid Red Oak.
 48"w x 19"d, 32"h
262B Wedding Prie Dieu 60"w x 19"d, 32"h
262C Wedding Prie Dieu 72"w x 19"d, 32"h
262E Wedding Prie Dieu 22"w x 19"d, 32"h



2522 Prie Dieu w/padded kneeler
 22"w x 21"d, 32"h
2536 Prie Dieu w/padded kneeler
 36"w x 21"d, 32"h
2522F Prie Dieu upcharge for
 converting to a folding kneeler



54 Prie Dieu
 22"w x 21"d, 32"h *(shown)*
54A Prie Dieu
 w/padded armrest



2122 Prie Dieu w/shelf. 22"w x 21"d, 32"h

2122A Prie Dieu w/shelf; w/padded armrest

2136 Prie Dieu w/shelf. 36"w x 21"d, 32"h

2136A Prie Dieu w/shelf; w/padded armrest



2222 Prie Dieu 22"w x 21"d, 32"h
2222A Prie Dieu w/padded armrest
2236 Prie Dieu 36"w x 21"d, 32"h
2236A Prie Dieu w/padded armrest
2222F Prie Dieu upcharge for converting to
 a folding kneeler



3400 Prie Dieu w/padded armrest
 and kneeler, heavy duty construction. 25"w x 21"d, 34"h
3450 Prie Dieu 40"w x 21"d, 34"h



3460 Prie Dieu w/shelf and padded
 kneeler. Heavy duty construction.
 25"w x 21"d, 32"h
3465 Prie Dieu 40"w x 21"d, 32"h


Ambries



709 Ambry w/glass panels, glass shelves, and a brass lock. 16"w x 9"d, 35"h
(*Chrimal Set not included*)



727 Ambry Solid oak w/glass panels and adjustable wood or glass shelves, w/a brass lock. 17"w x 10"d, 31"h



718 Ambry w/glass panels, glass shelves, and a brass lock. 16"w x 9"d, 35"h
(*Chrimal Set not included*)


Tabernacles



950 Tabernacle w/lock. 12"w x 11"d, 14"h



955 Tabernacle 16"w x 15"d, 21"h



17 Keepsake Box 9"w x 13-3/4"d, 4-1/4"h

Offering Boxes



401 Wall Offering Box w/lock and bag. 10"w x 6"d, 11"h
401B Replacement Bag (not shown)
1165 Custom Lettering



980A Steel Offering Box Wall mounted w/brown powder coated finish. 6"w x 4"d, 8"h.
(multiple units are keyed alike)



1163 Tithe Box w/lettering and locking door on the back side. 16"w x 16"d, 11"h
1164 Tithe Box w/o lettering (not shown)
1165 Custom Lettering



227 Deposit Box w/opening baffled for security. Includes locked cabinet and canvas bag. 14"w x 14"d, 30"h
227B Replacement Bag (not shown)



1162 Tithe Box w/lock and door; w/lettering, bag, and light. 16"w x 16"d, 42"h (shown)
1161 Tithe Box lettering w/o light
1160 Tithe Box w/o lettering; w/o light



229 Deposit Box w/locking door and collection bag. 16"w x 16"d, 36"h



1150 Deposit Box w/lock and door; padded and baffled for security; includes bag. 18"w x 18"d, 32"h
1151 Replacement Bag



126 Collection Box w/locked door. 9"w x 8"d, 34"h

—Confessional Screens—



177 Confessional Kneeler
Includes confessional screen w/a personal kneeler. 32" w x 19" d, 66" h



176 Confessional Screen
32" w x 3" d, 66" h
175 Privacy Screen
Same as the 176 Confessional Screen but w/o opening
(not shown)

—Sacristy Furniture—



US Manufacturer

Note: All Sacristy Cabinets may be made to your specifications. Proper installation required.



1200 Wardrobe w/hanger pole and door lock. 36" w x 30" d, 80" h



1230 Drawer Base w/brass drawer pulls and almond color laminate top. 48" w x 28-3/4" d, 40" h

1225 Hanging Cabinet w/adjustable shelf and door locks. 48" w x 12" d, 32" h
(not shown)



72 Cope Stand
21" w x 66" h

Hymn Boards




239 Hymn Board w/stand. 16" w x 77" h
239H Hanging Hymn Board w/o the stand for wall mounting. 16" w x 34" h
(not shown)



237B Hanging Hymn Board for small chapels. 16" w x 32" h



234 Hymn Board w/stand. 19" w x 77" h
234H Hanging Hymn Board w/o the stand for wall mounting. 19" w x 34" h
(not shown)



4296 Hymn Board w/stand. 15" w x 78" h (not shown)
4296T Hanging Hymn Board w/o the stand for wall mounting. 15" w x 30" h



4290 Hymn Board w/stand. 15" w x 86" h
4290T Hanging Hymn Board w/o the stand for wall mounting. 15" w x 30" h
(not shown)

Numbers and Letters

Note: These sets fit the 234, 234H, 237B, 239, and 239H Hymn Boards

240 Set of Numbers (0-9)
2-1/4" w x 4-3/8" h
242 Set of Letters (A-Z)
2-1/4" w x 4-3/8" h

Numbers and Letters

Note: These sets fit the 4290, 4290T, 4296, and 4296T Hymn Boards

4290N Set of Numbers (0-9)
2" w x 3-1/2" h
4290L Set of Letters (A-Z)
2" w x 3-1/2" h

Unfinished Furniture



1001 Pulpit unfinished with plain trim
1002 Pulpit unfinished with grape trim
1003 Pulpit finished with plain trim
1004 Pulpit finished with grape trim
 36"w x 20"d, 47"h



2303 Prie Dieu unfinished with wood kneeler
2304 Prie Dieu unfinished with upholstered kneeler
2300 Prie Dieu finished with upholstered kneeler
2301 Prie Dieu finished with wood kneeler
 19"w x 19"d, 30"h



US Manufacturer



1011 Altar of Repose unfinished with plain trim
1012 Altar of Repose unfinished with grape trim
1013 Altar of Repose finished with plain trim
1014 Altar of Repose finished with grape trim
 36"w x 20"d, 40"h



1007 Altar unfinished with plain trim. 60"w x 30"d, 40"h
1008 Altar unfinished with grape trim. 60"w x 30"d, 40"h
1009 Altar finished with plain trim. 60"w x 30"d, 40"h
1010 Altar finished with grape trim. 60"w x 30"d, 40"h
1077 Altar unfinished with plain trim. 72"w x 30"d, 40"h
1078 Altar unfinished with grape trim. 72"w x 30"d, 40"h
1079 Altar finished with plain trim. 72"w x 30"d, 40"h
1080 Altar finished with grape trim. 72"w x 30"d, 40"h



1015 Communion Table unfinished with plain trim. 60"w x 24"d, 31"h
1015L Communion Table unfinished with plain trim & lettering. 60"w x 24"d, 31"h
1016 Communion Table unfinished with grape trim. 60"w x 24"d, 31"h
1016L Communion Table unfinished with grape trim & lettering. 60"w x 24"d, 31"h
1017 Communion Table finished with plain trim. 60"w x 24"d, 31"h
1017L Communion Table finished with plain trim & lettering. 60"w x 24"d, 31"h
1018 Communion Table finished with grape trim. 60"w x 24"d, 31"h
1018L Communion Table finished with grape trim & lettering. 60"w x 24"d, 31"h



1019 Baptismal Font unfinished w/bowl exposed
1020 Baptismal Font unfinished w/bowl covered
1021 Baptismal Font finished w/bowl exposed
1022 Baptismal Font finished w/bowl covered
 16"w x 16"d, 36"h



1023 Flower Stand unfinished
1024 Flower Stand finished
 18"w x 18"d, 36"h



1025 Deposit Box unfinished w/door and lock
1026 Deposit Box finished w/door and lock
 18"w x 18"d, 36"h

Unfinished Furniture



1060 Lectern
Unfinished



1005 Lectern
Unfinished




1041 Flower Stand
Unfinished

1048 Candlestick w/solid brass
1-1/2" socket and 5" bobèche
Unfinished

1049 Candlestick w/solid brass
1-1/2" socket and 5" bobèche
Finished
18"w x 18"d, 46"h

1048A Candlestick w/out socket
and bobèche. Unfinished


1049A Candlestick w/out socket
and bobèche. Finished
18"w x 18"d, 46"h



1046 Pamphlet Rack unfinished
1047 Pamphlet Rack finished
27"w x 10"d, 23"h



4224 Hymn Book Rack unfinished
4225 Hymn Book Rack finished
Inside dimensions: 18"w x 2-1/4"d
Outside dimensions: 20"w x 3"d, 9"h



4209 Hymn Book Rack unfinished
4210 Hymn Book Rack finished
Inside dimensions: 15"w x 1-7/8"d
Outside dimensions: 17"w x 2-1/2"d, 6"h



1911 Folding Table Top Lectern unfinished
1910 Folding Table Top Lectern finished
20"w x 15"d, 12"h, folded 4-1/2" thick.



1054 Table Top Lectern unfinished
1055 Table Top Lectern finished
20"w x 16"d, 7-1/2"h




1981 Bible/Missal Stand unfinished
1980 Bible/Missal Stand finished
15"w x 13"d, 6"h

Pews Bodies

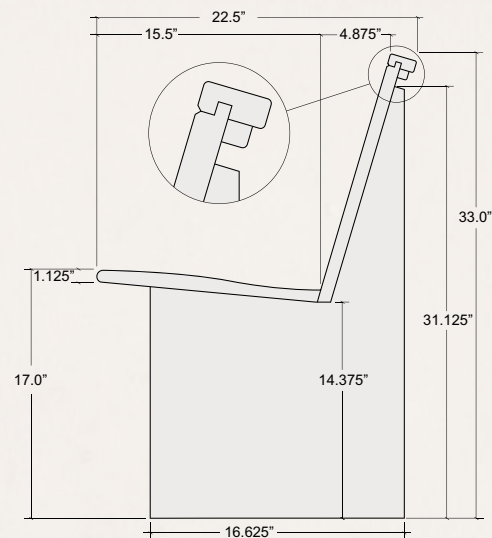
Pew seats, backs and ends can be manufactured in various combinations to meet your specific requirements. We offer three basic pew body designs which follow:

101 Solid wood seat and back

Seats are machined from 6/4 lumber (1.50" raw lumber thickness). Final thickness will be approximately 1-3/16". Seats have a scooped out contoured area for comfort. Boards are glued up with tongue and groove construction. Seats are reinforced underneath with a 1.5" thickness x 2.5" height lateral brace.




Backs are machined from 4/4 lumber (1" raw lumber thickness). Final thickness will be approximately .75". Boards are glued up with tongue and groove construction. The cap rail is fastened to the pew back with tongue and groove construction.

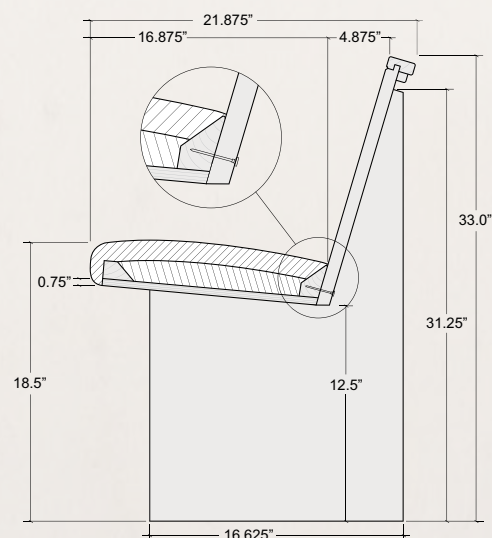


102 Padded seat and wood back

Seats are manufactured with a .75" veneer core plywood base with solid poplar rails across the front and back for support and anchoring. Foam is 4" thickness with 2.6# density and 45 - 48# compression ratio. Many fabrics are available for a covering.




Backs are machined from 4/4 lumber (1" raw lumber thickness). Final thickness will be approximately .75". Boards are glued up with tongue and groove construction. The cap rail is fastened to the pew back with tongue and groove construction.

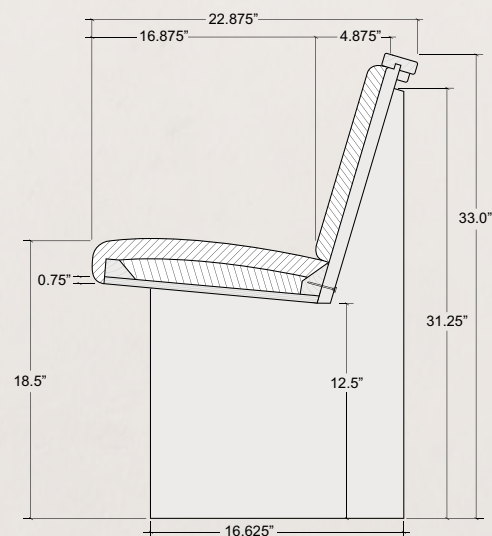


103 Padded seat and back

Seats are manufactured with a .75" veneer core plywood base with solid poplar rails across the front and back for support and anchoring. Foam is 4" thickness with 2.6# density and 45 - 48# compression ratio. Many fabrics are available for a covering.



Backs are machined from 4/4 lumber (1" raw lumber thickness). Final thickness will be approximately .75". Boards are glued up with tongue and groove construction. The cap rail is fastened to the pew back with tongue and groove construction. The front of the pew back is covered with 1" foam and fabric which are removable for recovering at a future date.




Pew Ends

Pew ends are solid red oak, 2" thickness with butcher block or two-ply construction. Full pew ends have a separate 3" high foot glued, doweled and screwed to the pew end. This provides the support for anchoring to the floor. Pew ends are anchored to the floor with concealed fasteners, one per end. Two anchors are also available upon request.

Pew supports are solid red oak, two-ply 1.5" thickness. Each panel is .75" thickness. Following are standard Woerner pew ends. Custom designs are available upon request.



526 Pew End




530 Pew End



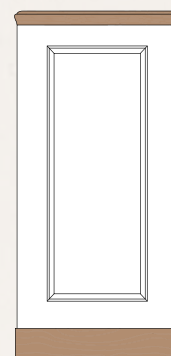
576 Pew End



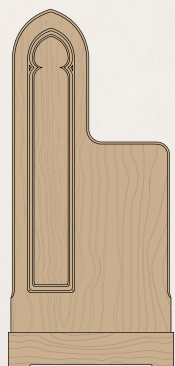
584 Pew End



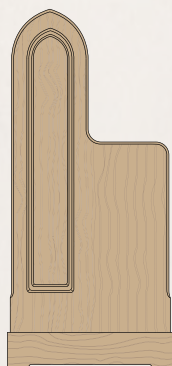
546 Pew End



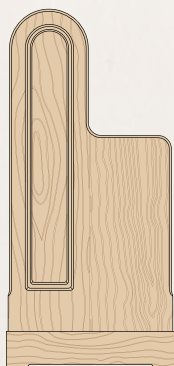
563 Pew End



549 Pew End



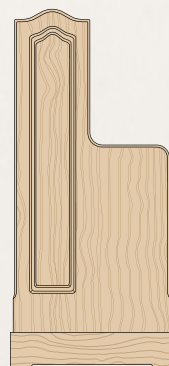
542 Pew End



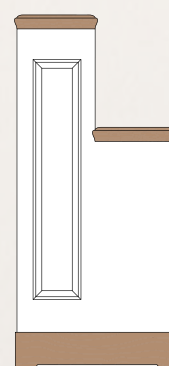
551 Pew End




541 Pew End




578 Pew End




564 Pew End



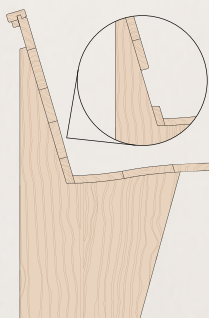
585 Pew End



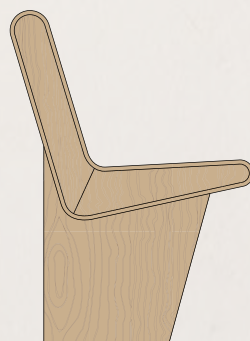
556 Pew End



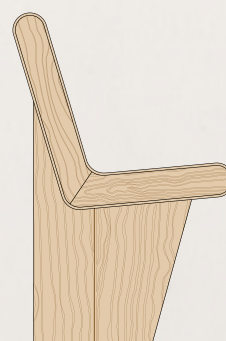
532 Pew End



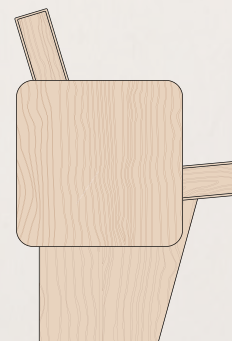
555 Pew End




571 Pew End



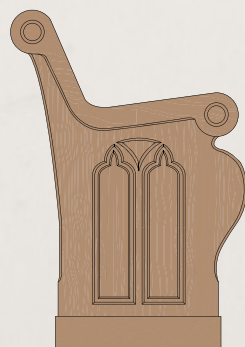
580 Pew End



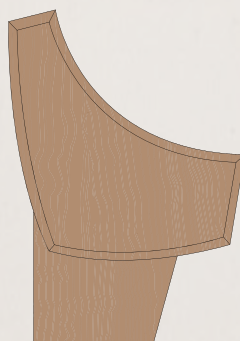
539 Pew End



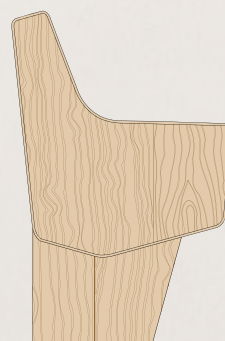
533 Pew End



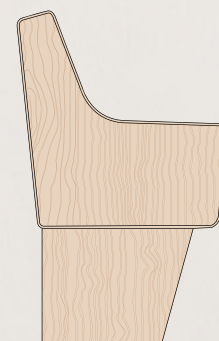
577 Pew End



587 Pew End



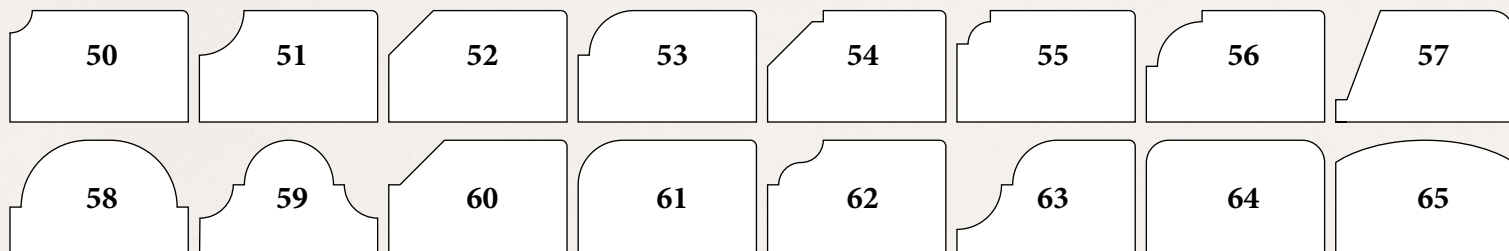
573 Pew End



527 Pew End

(Note: 585, 564, and 563 are also available without white finish)

Pew Edge Detail



Pew Accessories



4228 Hymn Book Rack
Outside: 20"w x 11"h
Inside: 18-1/2"w x 2-1/4"d



4225 Hymn Book Rack
Outside: 20"w x 9"h
Inside: 18-1/2"w x 2-1/4"d



4227 Hymn Book Rack
Outside: 20"w x 4-1/2"h
Inside: 18-1/2"w x 1-7/8"d



4226 Hymn Book Rack
Outside: 20"w x 4-1/2"h
Inside: 18-1/2"w x 1-7/8"d



4100 Card Holder
6"w x 1"d, 5"h
Opening for card: 3-1/2"w x 5/8"d, 4"h



4107 Communion Cup Silencer
Fits 1" diameter hole, made of plastic.

4113 Card & Four Cup Holder
13"w x 1-1/2"d, 4-5/8"h
Cup silencers included (*not shown*)

255 Hymn Book Rack
Self cleaning style.
Interior: 18"w x 2-1/4"d



258 Underseat Book Rack
Interior: 18"w x 6-5/8d, 2-1/4"h



257 Hymn Book Rack
Interior: 20"w x 2-1/4"d



253 Hymn Book Rack
w/6 cup holders.
Interior: 24"w x 2"d



4104 Communion Cup Holder
8"w x 1-3/4"d, 3/4"h
Cup silencers included



4105 Communion Cup Holder
8"w x 1-3/4"d, 3/4"h.
Cup silencers included



US Manufacturer

Note: Custom sizes available at additional cost. Card holders are made of solid oak with rounded edges. Holds pencils, cards, or envelopes. All hardware included.

Pew Kneelers



Black Texture



Gold Vein



Copper Vein



Silver Vein



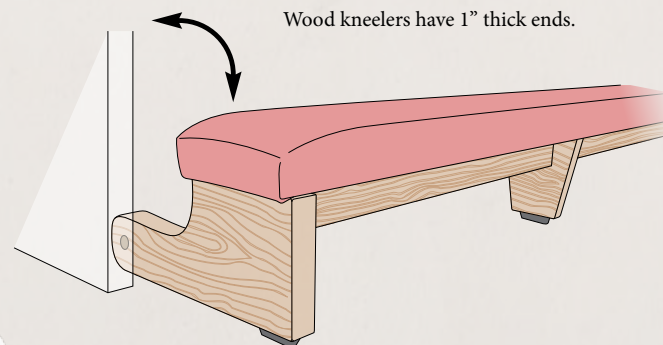
Scroll



Wrought Iron



Harvest



Wood kneelers have 1" thick ends.

1-1/4" 6# density foam over a 3/4" plywood cushion board. Standard depth on kneeler pads is 5" with a height from the floor of 7-3/8".

Metal kneelers are available in three styles with four finishes.

Portable Pews & Benches



373 Portable Pew Combines seating comfort w/flexibility for multi-purpose sanctuaries. Available in 3 sizes w/custom sizes also available. 3-1/2" seat cushion for superior comfort. Ships fully assembled and ready for use. 21"d, 34"h. (60" model shown)

| Item | Description |
|---------|---------------|
| 373-20 | 20" bench |
| 255A | 20" book rack |
| 1194 | 20" kneeler |
| 373-40 | 40" bench |
| 255-40 | 40" book rack |
| 1194-40 | 40" kneeler |
| 373-60 | 60" bench |
| 255-60 | 60" book rack |
| 1194-60 | 60" kneeler |



665 Clergy Pew
44"w x 25"d, 33"h



60B Bench Same style as the 60D chair but in longer lengths. Custom lengths are also available. 2" seat foam. 24"d, 33"h. (60" model shown)



| Item | Description |
|---------|---------------|
| 60B-40 | 40" bench |
| 255-40 | 40" book rack |
| 1134-40 | 40" kneeler |
| 60B-60 | 60" bench |
| 255-60 | 60" book rack |
| 1134-60 | 60" kneeler |



61A Portable Bench (no center leg) 48"w x 20-1/2"d, 35"h
61B Portable Bench (shown) 60"w x 20-1/2"d, 35"h
61C Portable Bench 72"w x 20-1/2"d, 35"h


Narthex Furnishings



729 Narthex Bench 72"w x 18"d, 20"h
w/a 2-1/2" upholstered cushion
(available in custom lengths)



728 Narthex Bench
72"w x 24"d, 20"h



730 Narthex Bench 72"w x 18"d, 22"h
w/a 2-1/2" upholstered cushion.
(available in custom lengths)



731 Cart
w/two shelves and locking
castors: 42"w x 22"d, 30"h



385 Bulletin Holder
Interior: 10-1/2"w x
2-1/4"d, 11"h



440 Pamphlet Rack
Table top with clear acrylic shields.
27"w x 10"d, 23"h



875 Registration Stand
20"w x 16"d, 49"h (brass lamp
available at additional charge)

Funeral Furniture



H692 Torchiera Lamps(2)
19"w x 14"d, 68"h
(O) Oak
(C) Cherry
(W) Walnut



H690 Registration Stand / Lectern
20"w x 16"d, 52"h
(O) Oak
(C) Cherry
(W) Walnut



H694 Prayer Rail
40"w x 15"d, 29"h
(O) Oak
(C) Cherry
(W) Walnut



US Manufacturer



H684 Mass Card Holder
20"w x 16"d, 38"h
(O) Oak
(C) Cherry
(W) Walnut



E992 Torchiera Lamps(2)
14"w x 14"d, 65"h
(O) Oak
(C) Cherry
(W) Walnut



H688 Casket Bier
Top: 56"w x 20"d
Base: 66"w x 23"d
Height: 21"
(O) Oak
(C) Cherry
(W) Walnut

H682 Candlesticks(2)
14"w x 14"d, 51"h
(O) Oak
(C) Cherry
(W) Walnut



E990 Registration Stand / Lectern
20"w x 16"d, 52"h
(O) Oak
(C) Cherry
(W) Walnut



E998 Casket Bier
Top: 56"w x 20"d
Base: 66"w x 23"d
Height: 21"
(O) Oak
(C) Cherry
(W) Walnut



E994 Prayer Rail
44"w x 15"d, 29"h
(O) Oak
(C) Cherry
(W) Walnut



E984 Mass Card Holder
20"w x 16"d, 38"h
(O) Oak
(C) Cherry
(W) Walnut



1135 Altar Candle Stick(1)
Round design w/solid 6-1/2" diameter brass bobeche and 1-1/2" diameter socket. Base Diameter of 11" and overall height of 42" Oak

1137 Paschal Candle Stick(1)
Round design w/solid 6-1/2" diameter brass bobeche and 2" diameter socket. Base Diameter of 14" and option of overall heights between 36" and 45" Oak
(Specify desired height when ordering)



F101 Casket Bier
Top: 56"w x 20"d Base: 66"w x 23"d
Height: 21"
(O) Oak
(C) Cherry
(W) Walnut



E982 Candlesticks(2)
14"w x 14"d, 51"h
(O) Oak
(C) Cherry
(W) Walnut

Ossuaries & Memorial Stands



891 Ossuary w/removeable lid, gold leaf rosette on both sides, & cross. 22"w x 17"d, 18"h



890 Ossuary w/removeable lid & plain sides.

22"w x 17"d, 18"h

892 Ossuary Stand

24"w x 19"d, 30"h

(not shown)



893 Ossuary w/removeable lid,

wheat & grape trim, & cross.

22"w x 17"d, 18"h

894 Ossuary Stand

25"w x 20"d, 36"h



880 Urn Stand

27"w x 15"d, 45"h

(Urn and photo not included)



407C Urn Altar

36"w x 20"d, 35"h



Urns



F100 Urn 7"w x 7"d, 9"h

(O) Oak

(C) Cherry

(W) Walnut



F150 Urn 10"w x 7"d, 6"h

(O) Oak

(C) Cherry

(W) Walnut



F102 Urn 7"w x 7"d, 9"h

(O) Oak

(C) Cherry

(W) Walnut



F103 Urn 7"w x 7"d, 9"h

(O) Oak

(C) Cherry

(W) Walnut

Wall Mounted Pedestals



425 Pedestal

12"w x 11"d, 9"h

426 Pedestal

16"w x 15"d, 9"h

427 Pedestal

20"w x 19"d, 9"h



4G17-C Pedestal

12"w x 11"d, 8-1/2"h

4G17-E Pedestal

16"w x 15"d, 11-1/2"h

4G17-G Pedestal

20"w x 19"d, 14-1/2"h



4G19-B Pedestal

8"w x 7"d, 6"h

4G19-D Pedestal

12"w x 10"d, 8-1/2"h



4G16-B Pedestal

10"w x 9"d, 7"h

4G16-D Pedestal

14"w x 13"d, 10"h

4G16-G Pedestal

20"w x 19"d, 14-1/2"h



402 Pedestal

18"w x 15"d, 8"h

403 Pedestal

24"w x 20"d, 8"h

The 4G16 & 4G17 come complete with a rosette insert in a recessed panel. A steel wall hanging plate is supplied with each bracket.

Sick Call Sets

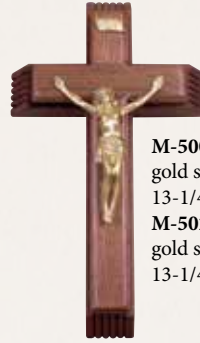


M-650 walnut w/pewter corpus. 11-1/2"h



M-550 walnut w/ivory sprayed corpus. 13-1/4"h

M-550E cherry w/ivory sprayed corpus. 13-1/4"h



M-500 walnut w/gold sprayed corpus. 13-1/4"h

M-502E cherry w/gold sprayed corpus. 13-1/4"h



M-336 walnut w/pewter corpus. 13-1/4"h

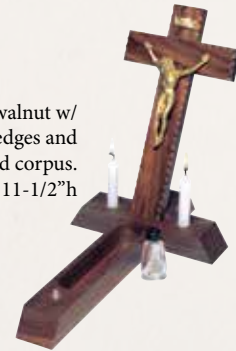
M-336E cherry w/pewter corpus. 13-1/4"h



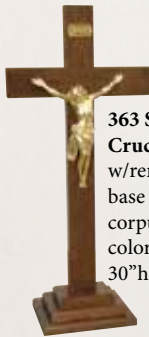
M-600 walnut w/gold sprayed corpus. 11-1/2"h

Candles and holy water bottle are included with all the Sick Call Sets. The candles and bottles are fitted to a special storage area in the back of the cross. Candles should be lit for sick calls in the home and whenever the Blessed Sacrament is brought to the home. Beeswax candles, and holy water bottle included.

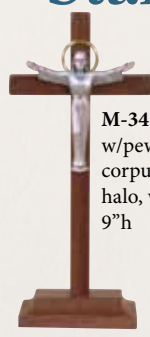
M-602 walnut w/scalloped edges and gold sprayed corpus. 11-1/2"h



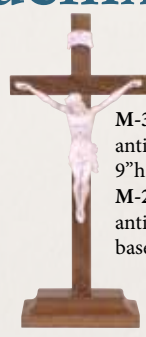
Standing Crucifixes



363 Standing Crucifix Oak w/removable base & metal corpus w/gold colored finish. 30"h

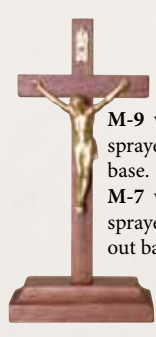


M-341 walnut w/pewter corpus and gold halo, w/base. 9"h



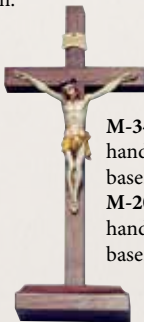
M-332 walnut w/Fontanini antique ivory corpus, w/base. 9"h

M-204 walnut w/Fontanini antique ivory corpus, w/o base. 8"h



M-9 walnut w/gold sprayed corpus, w/base. 7"h

M-7 walnut w/gold sprayed corpus, w/out base. 6"h



M-340 walnut w/Fontanini hand painted corpus, w/base. 9"h

M-200 walnut w/Fontanini hand painted corpus, w/out base. 8"h



M-16 walnut w/pewter corpus, w/base. 9"h

M-15 walnut w/pewter corpus, w/out base. 8"h



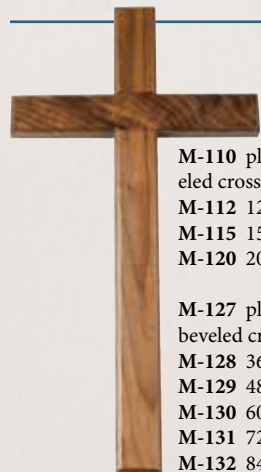
M-12 walnut w/antique gold risen Christ, w/base. 7"h

M-11 walnut w/antique gold risen Christ, w/out base. 6"h

M-14 walnut w/antique silver risen Christ, w/base. 7"h

M-13 walnut w/antique silver risen Christ, w/out base. 6"h

Church, Chapel, & Classroom



M-110 plain walnut, beveled cross. 10"h

M-112 12"h

M-115 15"h

M-120 20"h

M-127 plain oak, beveled cross. 24"h

M-128 36"h


M-129 48"h

M-130 60"h

M-131 72"h

M-132 84"h

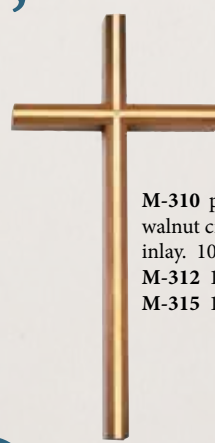
M-133 96"h



M-150 plain oak celtic cross. 24"h

M-151 36"h

M-152 48"h



M-310 plain walnut cross w/brass inlay. 10"h

M-312 12"h

M-315 15"h



M-208 plain walnut, block cross. 8"h

M-210 10"h

M-212 12"h

M-215 15"h

M-216 20"h

M-217 24"h

M-218 36"h

M-135 plain oak, block cross. 24"h

M-136 36"h

M-137 48"h

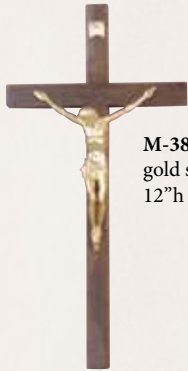
M-138 60"h

M-139 72"h

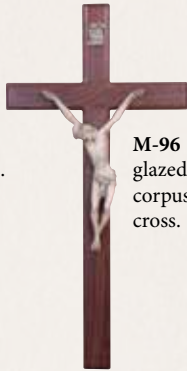
M-141 84"h

M-142 96"h

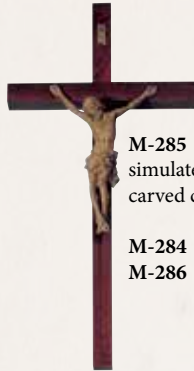
Crucifixes



M-38 walnut w/
gold sprayed corpus.
12"h

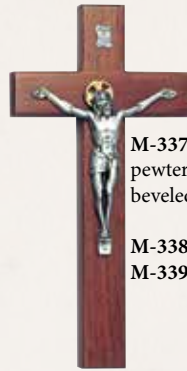


M-96 walnut w/
glazed stoneware
corpus on a beveled
cross. 20"h



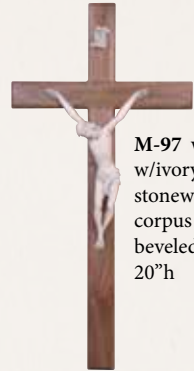
M-285 walnut w/
simulated hand
carved corpus. 10"h

M-284 12"h
M-286 15"h



M-337 walnut w/
pewter corpus on a
beveled cross. 8"h

M-338 10"h
M-339 12"h



M-97 walnut
w/ivory
stoneware
corpus on a
beveled cross.
20"h

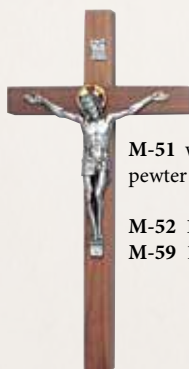


M-28 walnut w/
gold sprayed corpus.
10"h

M-30 12"h
M-50 15"h

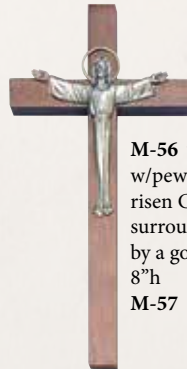


M-43 walnut
w/silver
plated corpus.
12"h



M-51 walnut w/
pewter corpus. 8"h

M-52 10"h
M-59 12"h



M-56 walnut
w/pewter
risen Christ
surrounded
by a gold halo.
8"h

M-57 10"h



M-35 walnut w/
antique ivory
corpus. 12"h

M-36 15"h

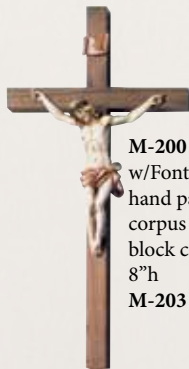


M-44 walnut
w/brass gold
sprayed corpus.
12"h



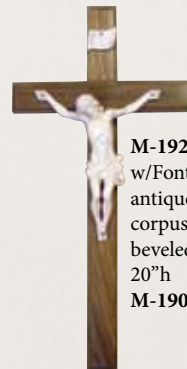
M-193 walnut
w/Fontanini
hand painted
corpus on a
beveled cross.
24"h

M-190 8"h



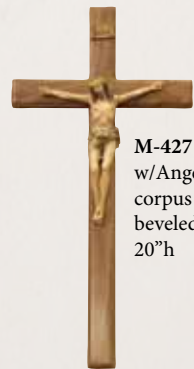
M-200 walnut
w/Fontanini
hand painted
corpus on a
block cross.
8"h

M-203 24"h



M-192 walnut
w/Fontanini
antique ivory
corpus on a
beveled cross.
20"h

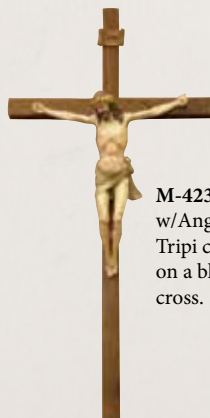
M-190A 8"h



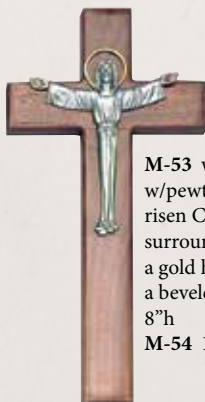
M-427 walnut
w/Angelia Tripi
corpus on a
beveled cross.
20"h



M-88 walnut w/
Demetz risen
Christ corpus on
a modern style
cross. 20"h

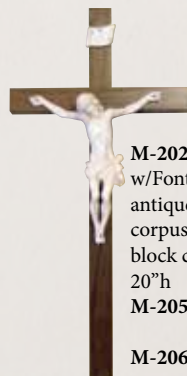


M-423 walnut
w/Angelia
Tripi corpus
on a block
cross. 20"h



M-53 walnut
w/pewter
risen Christ
surrounded by
a gold halo on
a beveled cross.
8"h

M-54 10"h



M-202 walnut
w/Fontanini
antique ivory
corpus on a
block cross.
20"h

M-205 10"h

M-206 24"h



M-186 walnut w/
simulated hand
carved corpus on a
beveled cross. 15"h

M-185 10"h
M-184 12"h



Woerner Industries has a commitment to quality, which has been developed with over a hundred years of service. We are dedicated to producing furniture designed to enhance the worship service and to endure for years to come.

Morgan Company
Church Furniture



485 HAGUE STREET
ROCHESTER, N. Y.



US Manufacturer



Tel: 585-235-1991

www.woernerfurniture.com

Fax: 585-235-8807